

ХИС-ийн оюутнууд сургуулийн домайн бүхий и-мэйл хаягтай боллоо

ХИС-д идэвхитэй суралцаж буй бүх түвшингийн /бакалавр, магистр, доктор/ оюутнуудад сургуулийн домайн нэр бүхий / **@student.humanities.mn** / и-мэйл хаягийг нээлээ. Оюутан өөрийн и-мэйл хаягийг дараах дарааллаар идэвхижүүлж авна уу.

1-р алхам. Дараах **mail.humanities.mn** хаягаар орж, өөрийн и-мэйл хаягийг оруулна.



One account. All of Google.

Sign in to continue to Gmail

A screenshot of the Google sign-in interface. At the top is the Google logo. Below it is the text "One account. All of Google." and "Sign in to continue to Gmail". The main content area shows a grey profile icon placeholder, a text input field containing "studentcode@student.humanities.mn", a blue "Next" button, and a link "Find my account".

[Create account](#)

Жишээ нь: *studentcode@student.humanities.mn*

2-р алхам. Нууц үгийн асуулгад өөрийн регистрын дугаарын арын 8 оронтой тоог оруулна.



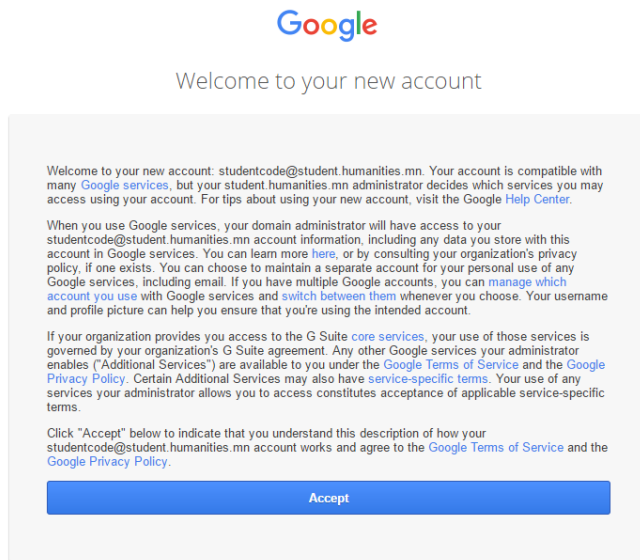
One account. All of Google.

Sign in to continue to Gmail

A screenshot of the Google sign-in interface. At the top is the Google logo. Below it is the text "One account. All of Google." and "Sign in to continue to Gmail". The main content area shows a blue profile icon, a back arrow, the email "studentcode@student.humanities.mn", a password input field with masked characters ".....", a blue "Sign in" button, a checked checkbox "Stay signed in", and a link "Forgot password?".

[Sign in with a different account](#)

3-р алхам. Таны хүсэлтийг хүлээн авч, и-мэйл хаягийг бүртгэж авч, нууц үг солих зааврын дагуу нууц үгээ солино.



Google

Welcome to your new account

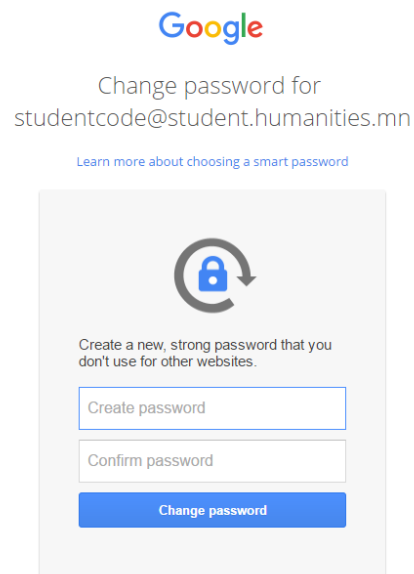
Welcome to your new account: studentcode@student.humanities.mn. Your account is compatible with many [Google services](#), but your student.humanities.mn administrator decides which services you may access using your account. For tips about using your new account, visit the [Google Help Center](#).

When you use Google services, your domain administrator will have access to your studentcode@student.humanities.mn account information, including any data you store with this account in Google services. You can learn more [here](#), or by consulting your organization's privacy policy, if one exists. You can choose to maintain a separate account for your personal use of any Google services, including email. If you have multiple Google accounts, you can [manage which account you use](#) with Google services and [switch between them](#) whenever you choose. Your username and profile picture can help you ensure that you're using the intended account.

If your organization provides you access to the G Suite [core services](#), your use of those services is governed by your organization's G Suite agreement. Any other Google services your administrator enables ("Additional Services") are available to you under the [Google Terms of Service](#) and the [Google Privacy Policy](#). Certain Additional Services may also have [service-specific terms](#). Your use of any services your administrator allows you to access constitutes acceptance of applicable service-specific terms.

Click "Accept" below to indicate that you understand this description of how your studentcode@student.humanities.mn account works and agree to the [Google Terms of Service](#) and the [Google Privacy Policy](#).

Accept



Google

Change password for studentcode@student.humanities.mn

[Learn more about choosing a smart password](#)

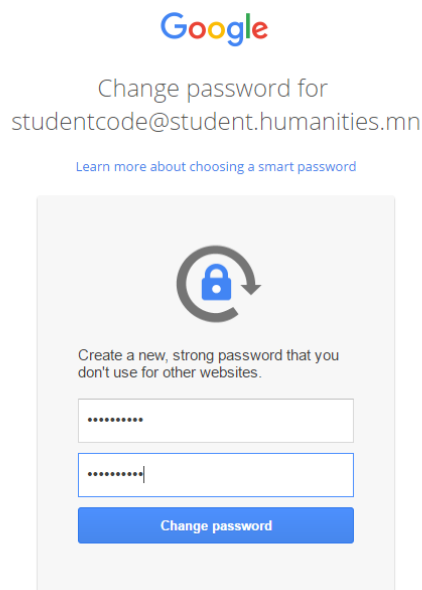
Create a new, strong password that you don't use for other websites.

Create password

Confirm password

Change password

4-р алхам. Нэвтрэх нууц үгийг солихдоо том, жижиг үсэг, тусгай тэмдэгт оруулсан 8 тэмдэгтээс доошгүй гэсэн шаардлага хангасан байна.



Google

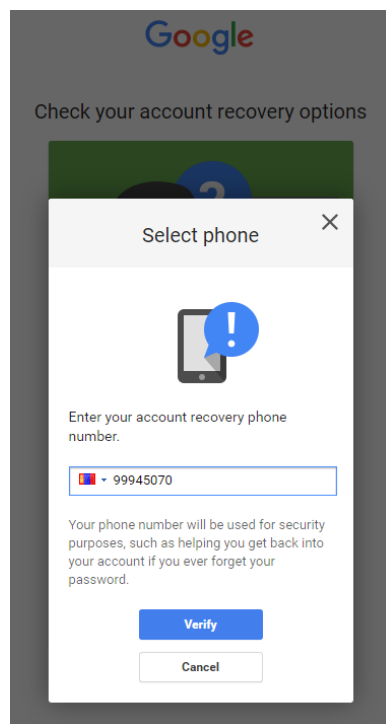
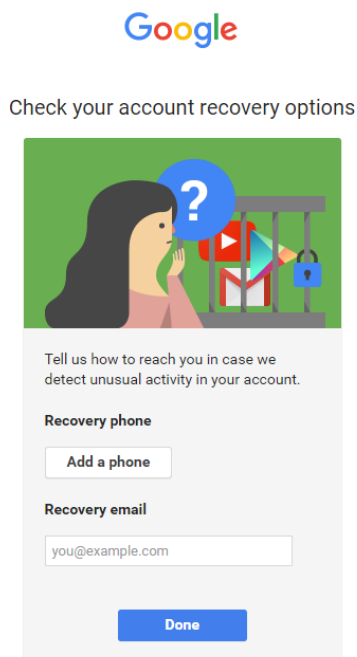
Change password for studentcode@student.humanities.mn

[Learn more about choosing a smart password](#)

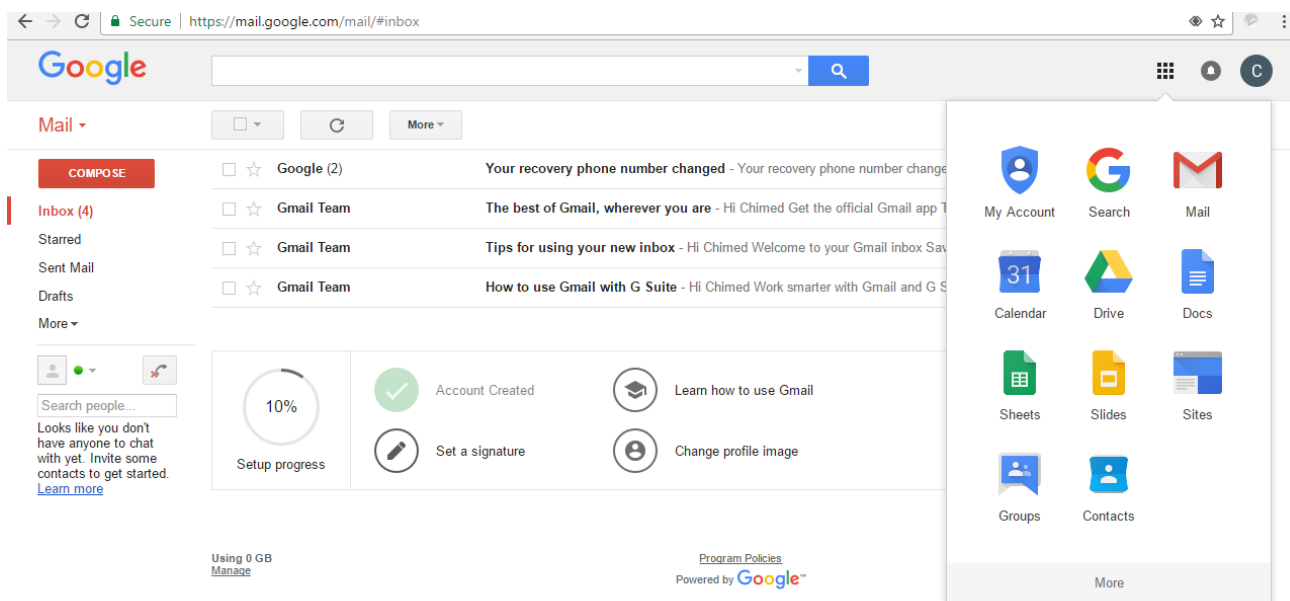
Create a new, strong password that you don't use for other websites.

Change password

5-р алхам. Шинээр нэвтрэх нууц үгээ сольж, гар утас, хувийн и-мэйл хаягаар батгаажуулах код хүлээн авч, түүнийг оруулж дахин баталгаажуулснаар таны и-мэйл хаяг ашиглахад бэлэн болно.



6-р алхам. Шинээр хаягаа баталгаажуулж үүсгэсэн тохиолдолд **Google Apps**-ийн бүх боломжийг бүрэн ашиглах боломжтой.



Жич: Цаашид сургалтын үйл ажиллагаатай холбоотой бүх мэдээлэл, онлайн сургалтын хөтөлбөр, тестийн материал, зарлал мэдээлэл энэхүү окутны и-мэйл хаягийн тусламжтай явах болно.

Таны цаашдын сурлага, хөдөлмөрт тань өндөр амжилт хүсье.

**Мэдээллийн Технологийн Алба
2017.02.14**